

OKATENT 

We cover your **padel life**

*Your padel courts, **open year round!***

okatent.com in 

Hi, we're **Okatent**

We design and manufacture custom covers for padel courts. With over 20 years of experience designing and installing modular structures for padel courts around the world, this catalogue brings together our expertise to help you choose the right solution for your club.

*Discover how we can help
you **in just 10 sets!***





LONDON / UK

64,35 x 39,25 x 6,30 m

OKATENT | 3



EL PASO, TEXAS / USA

44 x 29.5 x 6,60 m

01. Start with the game plan

Just like in padel, preparation is key. Begin by evaluating the location of the structure, how many courts you want to cover, and whether you'll need seating, locker rooms, a café or space for future expansions.

TIP: *If the courts haven't been built yet, we recommend waiting to install them until the cover is ready, to speed up the entire process.*

02. Let's talk measurements

Every sport has its standard dimensions, and our structures are fully compliant while ***adapting to your needs:***



Minimum height: The minimum structure height is 6 meters. However, we recommend at least 7 meters on the sides and 9 meters at the center for optimal playing comfort.



Maximum height: This isn't limited by padel regulations, but by local building codes.




2-meter spacing between courts. To allow for exterior play, we suggest leaving 2 meters of free space on either side of the courts.



Uniform court height. We recommend positioning the courts perpendicular to the structure for consistent ceiling height across the entire playing surface.

03. Choose a winning design

Once you have the measurements down, it's time to choose your structure's design. Our catalogue features curved designs that stand out from traditional structures, *and we've got the perfect model for your club:*



SINGLE model. Starting from 1 court




MULTY model: From 2 courts and up



ARENA model: Ideal for 6 or more courts


04. Pick the right roof for your game

Let's start from the top! All our roofs are made of polyester membranes coated with *PVC—fire-retardant and waterproof*. But each cover offers something unique:



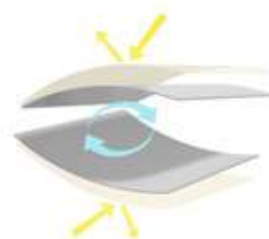
Standard Cover

Translucent to let in natural light



Opaque Cover

Blocks light and insulates against heat



OKCAS Cover

High-resistance double-pressurized membrane



OKAS + Fiber Cover

Superior thermal and acoustic insulation, with a stunning look



05. Now do the same for the sides

After choosing your roof, it's time to decide how to enclose the *sides of your court*:



Standard side enclosure
Easy manual opening on both sides. Includes lower tensioning bar for stability.



ZIPPER® Curtain
High-resistance roll-up side curtain with zip system, available with manual or automatic closing



Fixed side enclosure
Fixed sidewall for a practical closed solution. Non-openable design.



Sandwich Panel
Rigid steel sides with a polyurethane or rock wool core for thermal and acoustic insulation.



06. Let's talk about **permits**

Every country has its own building regulations. That's why at **Okatent** we help you ensure project feasibility by providing all required documentation; from detailed structure plans and material specs to load calculations based on the cover's location.

07. Build on **solid ground**

Proper foundations are key to withstanding wind, snow, and keeping rainwater from entering the structure. Don't worry, we'll assess your site, calculate the structural loads and recommend **the best type of foundation:**



Ground Anchors. A civil-works-free option, although not suitable for rocky terrain



Isolated Footings. Requires less excavation, making it a good option if the courts are already installed



Continuous Footing. Ideal for new builds, offering strong support with minimal concrete



Ballast Weight. In some cases, we can skip excavation entirely by using bleachers or planters as ballast

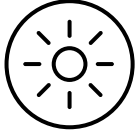
COLLOMBEY-MURAZ / Switzerland

24,00 x 28,00 x 6,20 m




08. Your **structure's** **best teammates**

Padel can be played solo, but it's always better with the right partners.
These are the perfect accessories to complement your structure



Lighting

Ambient or corridor lighting, while courts should use dedicated light poles.



Climate Control

Heating, AC, or misting systems depending on your location.



Ventilation

Especially useful in hot climates with fully enclosed sides.



Gutters

To channel rainwater and prevent pooling on the roof.



Solar Panels

Make your structure more sustainable with solar energy.



Branding

Add your club logo to the canvas for instant recognition.



Okasound® Acoustic Insulation

Our patented enclosure system designed to reduce noise propagation.



9. Which model is right for you?

Now that you've got all the information, it's time to choose the cover that will make your club stand out.

Explore our full range of models:



pdl

DIETIKON / Switzerland

23 x 35,1 x 6,20 m



Arena Padel

One cover, **endless possibilities.**



BARCELONA / Spain

39,60 x 58,40 x 5,50 m



BÉTERA / Spain

40 x 88 x 6,5 m





VALENCIA/ Spain

40 x 88 x 6,60 m





CHELMSFORD / UK


43,5 x 40 x 7 m





MADRID / Spain

60,50 x 44,27 x 6,60 m







ROME / Italy

22,40 x 52 x 6,50 m

22,40 x 39 x 6,50 m

18 x 36 x 3,50 m






VENICE / Italy

30 x 65 x 8 m





BERLIN / Germany

24,00 x 28,00 x 6,20 m

Multy Padel

For the most *exclusive*
clubs.

SPORT 365
COMMUNITY



CORBETTA / Italy

23,80 x 61,40 x 6,15 m (2 uds)

24,75 x 35,80 x 6,15 m (1 ud)



TUNARI / Romania

30 x 64,5 x 7 m





CHARLOTTE / USA

25x 42 x 6,9 m



BARCELONA / Spain

35 x 49 x 7 m

OKATENT | 35



BIRRHARD / Switzerland

35,8 x 38,8 x 7 m



GRANCIA / Switzerland

23.8 x 46 x 6 m



BINFIELD / UK

24 x 38,5 x 6,2 m



LIMASSOL / Cyprus

24 x 80 x 7 m



DAMAZAN / France

43 x 40 x 7 m



EVERGEM / Belgium

24 x 50 x 6,50 m

22 x 35 x 6,50 m

22 x 36 x 6,40 m



EASTBOURNE / UK

23,5 x 38,5 x 6,7 m



VIGARANO / Italy

29 x 55 x 6 m

27,9 x 26,5 x 6 m



ATHENS / Greece

24 x 28 x 8 m

24 x 58 x 8 m





EDEGEM / Belgium

36 x 66 x 6m

SARDINIA / Italy

10,80 x 20,80 x 6,50 m

Single Padel

Many ways to cover a
single court







SAINT-MARTIN-SUR-LE-PRÉ / France

13 x 22 x 6,5 m





WEINFELDEN / Switzerland

15,35 x 45 x 6,50 m





CHIMAY / Belgium

12 x 21 x 6,50 m (2 units)





BÉZIERS / France

11 x 20,80 x 6,50 m



An aerial photograph of a sports complex. In the foreground, a large, white, arched tent structure is situated on a dark, plowed field. To its right, there are several blue tennis courts and a building. In the background, there are large green fields, a parking lot with many cars, and a city skyline in the distance under a clear sky.

Cover your outdoor life

OKATENT 

okatent.com | in 